

Publishing date	06/12/2021
Document number	SUPAIR_2021_12_001
Page number	1/2



SAFETY WARNING : STRIKE2 HARNESS

SUBJECT : Risk of difficulty in extracting the parachute with a STRIKE2 harness

PRODUCT IN QUESTION : STRIKE 2 index A1 harness, all sizes

ADDRESSES OF THE DOCUMENT: All STRIKE2 owners.

TIME LIMIT : You must do this before your next flight.

STATUS : LOW
 MEDIUM
 CRITICAL

NATURE OF THE PROBLEM : In some cases, depending on the movement made and the volume of the parachute, it may be difficult to extract the parachute from its container.

We found a solution to facilitate this release. This solution has been tested with the different combinations of Strike 2 harness sizes and SUPAIR parachute models and sizes.

This requires action from you or a professional in the paragliding activity (instructor, reseller, control center, etc.).

The type of reserve inner container and the junction locations between the container and the handle are all important for correct operation.

PROCEDURE TO FOLLOW : We advise you to perform a proper reserve compatibility test (extraction test) whilst hanging in the harness in normal flight position. What to do next will depend on the result. Follow the upcoming process step by step.

HOW TO PROCEED >>

COMPATIBILITY TEST (WHILST HANGING)

Check your current installation by releasing your reserve whilst hanging in the harness, pulling the handle from left to right and slightly backwards.

Is your parachute extracting correctly?

YES

Put your parachute back in the pocket as it was installed.

If you change your reserve parachute, follow this procedure again.

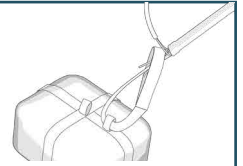
End of the process

Enjoy your flights!

NO

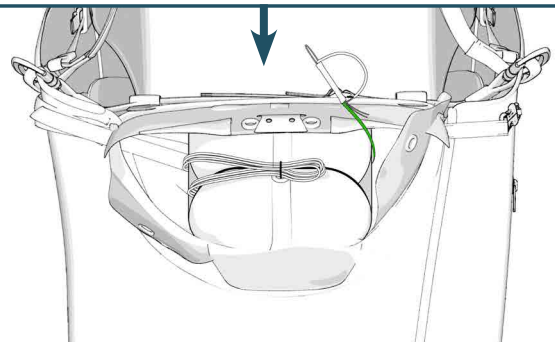
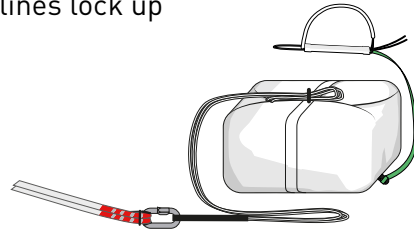
Follow the assembly recommendations detailed below.

1 Connect the handle to the side loop of the POD.



2 Place the reserve inside the container in the following order :

- bridles and lines
- rescue lines lock up
- handle



Close the container and
**CHECK THE COMPLETED INSTALLATION WITH A
PROPER COMPATIBILITY TEST.**

Is your parachute opening correctly?

YES

Re-install your parachute following this instructions again

End of the process

Enjoy your flights!

NO

**contact customer service
sav@supair.com**

Watch it in the video !



INFORMATION

As a reminder, the Strike 2 manual (Revision index: V1 07/01/2021) states: «The volume of the folded parachute may vary, so check the proper functioning of the parachute pocket during an extraction test. It is necessary to perform this test every 6 months.»

We cannot guarantee full compatibility with all pods on the market.

Find more details about the STRIKE2 rescue installation in the user manual : [clac here](#)