

Publication date	21/10/2015
Document nr.	SUPAIR_2015/10_001
Number of page	1 / 4



SAFETY NOTE

RATING : LOW
 AVERAGE
 CRITICAL

TOPIC : ALTIRANDO2RS rescue handle release

Problem's description :

Pulling the handle might be more difficult than expected in certain cases, slowing down deployment of the reserve.



Concerned products :

ALTIRANDO² RS (index : A1 to B3)

Event / Ascertainment :

During a hang test, we noted some difficulties in removing the rescue handle from the housing. This is due to the presence of a velcro strap on one of the rescue pocket folds.

Next page ►

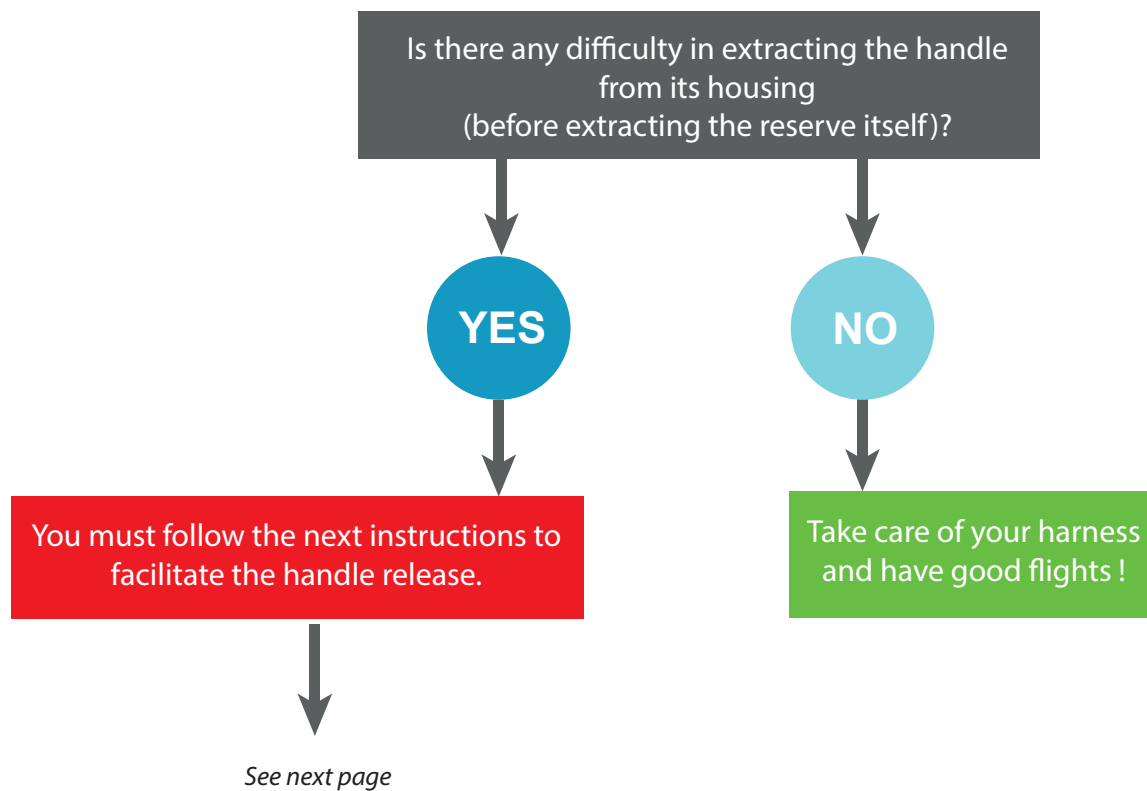
Publication date	21/10/2015
Document nr.	SUPAIR_2015/10_001
Number of page	2 / 4

Process :

How to find my harness's production index ?

Open the flap located on the shoulder straps, find the production index on the label.

Try extracting the reserve in a hang test.



Next page ►

Publication date	21/10/2015
Document nr.	SUPAIR_2015/10_001
Number of page	3 / 4

1 Identify the flap where the velcro is sewn :
"Altirando2 RS" embroidered flap

And

Identify the sewn Velcro



"A" Extremity

"B" Extremity



2 Make an incision in the Velcro at the "B" end.



The B end is then released.
(Identical configuration to the "A" end)

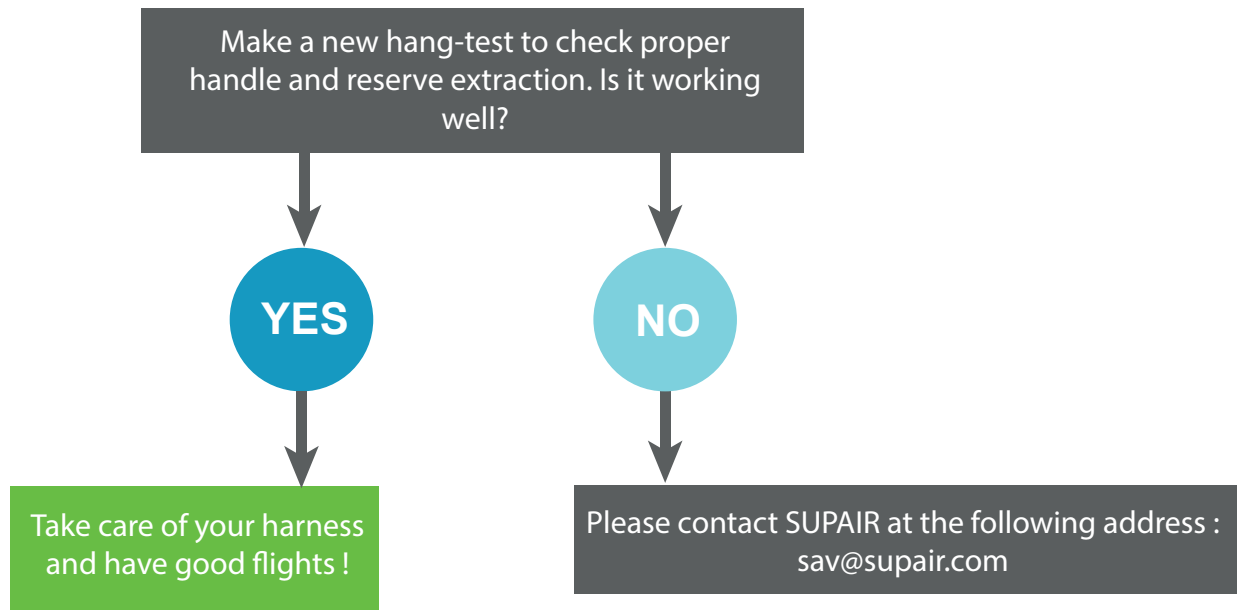


See next page

Next page ►

Publication date	21/10/2015
Document nr.	SUPAIR_2015/10_001
Number of page	4 / 4

3



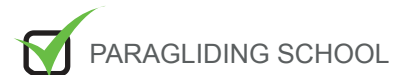
Person able to perform the checking :



When should you check your harness ?

The checking procedure shall be performed immediately

Receivers :



Safety note : SUPAIR_2015/10_001